








2007 KOP Checklist - RED TOTE

	Container	Bag	Part Description & Number	Qty	Photo
<input type="checkbox"/>	Red Tote	Battery Box	Battery 12 volt, 18 AH, Non-Spillable PN: ES17-12	2	
<input type="checkbox"/>	Red Tote	BWC bag	Concentric bushing Size 2 PN: B2	2	
<input type="checkbox"/>	Red Tote	BWC bag	Eccentric bushing Size 2 PN: BX2	2	
<input type="checkbox"/>	Red Tote	BWC bag	Steel wheel Size 2 PN: W2	4	
<input type="checkbox"/>	Red Tote	Loose	Accumulator Volume tank, 2" bore by 6" long PN: AVT-32-16	2	
<input type="checkbox"/>	Red Tote	Loose	Battery Charger 12V, 6Amp automatic PN: CXC-2005	1	
<input type="checkbox"/>	Red Tote	Loose	Chain #35, 10' length PN:	1	

2007 KOP Checklist - RED TOTE

Container	Bag	Part Description & Number	Qty	Photo
<input type="checkbox"/>	Red Tote	Loose Coupler, Denso motor black, injection molded plastic PN: DEKA	1	
<input type="checkbox"/>	Red Tote	Loose Coupler, Keyang motor 9 teeth PN: TBD	2	
<input type="checkbox"/>	Red Tote	Loose Denso Window Motor 12V DC, RH or LH PN: 262100-3030 or 262100-3040	1	
<input type="checkbox"/>	Red Tote	Loose DIN rail (1/2 m) 1 meter PN: 199-DR1	2	
<input type="checkbox"/>	Red Tote	Loose FisherPrice Motor 12 VDC, #9012, w/19T #7 Gearbox PN: 00968-9012	1	
<input type="checkbox"/>	Red Tote	Loose Globe Motor 12Vdc with drive assembly PN: 409A587	2	
<input type="checkbox"/>	Red Tote	Loose Joystick , Analog AVB Top Shot Analog PN: GC-1000FR	2	




2007 KOP Checklist - RED TOTE

	Container	Bag	Part Description & Number	Qty	Photo
<input type="checkbox"/>	Red Tote	Loose	Keyang motor, Left PN: 16627960	1	
<input type="checkbox"/>	Red Tote	Loose	Keyang motor, Right PN: 16627961	1	
<input type="checkbox"/>	Red Tote	Loose	LabVIEW Software Student Edition PN: National Instruments	1	
<input type="checkbox"/>	Red Tote	Loose	Lead Screw w/ nut PN: BZ8050 X 13"	1	
<input type="checkbox"/>	Red Tote	Loose	Mabuchi Motor 12V DC motor PN: RS-545SH-2485	1	
<input type="checkbox"/>	Red Tote	Loose	Quick-Disconnect Battery Connector #6 wire pair, red & black, 12" tail PN: 6331G1	4	
<input type="checkbox"/>	Red Tote	Loose	Tie wraps, 4" UNIRAP, 4", red, 100 ct PN: CT18075C2	1	




2007 KOP Checklist - RED TOTE

	Container	Bag	Part Description & Number	Qty	Photo
<input type="checkbox"/>	Red Tote	Loose	Tie wraps, 8" UNIRAP, 8", red, 100 ct PN: CT50175C2	1	
<input type="checkbox"/>	Red Tote	Loose	Wire, 6AWG, Black 10', #6 AWG, Black PN: M3391-101	1	
<input type="checkbox"/>	Red Tote	Loose	Wire, 6AWG, Red 10', #6 AWG, Red PN: M3391-102	1	
<input type="checkbox"/>	Red Tote	N/A	Red Tote PN: FP242-DQ	1	
<input type="checkbox"/>	Red Tote	Power Distribution Block bag	Center jumper PN: 1492-CJJ12-4	2	
<input type="checkbox"/>	Red Tote	Power Distribution Block bag	End anchor PN: 1492-EAHJ35	3	
<input type="checkbox"/>	Red Tote	Power Distribution Block bag	End barrier PN: 1492-EBJ16	2	

2007 KOP Checklist - RED TOTE

	Container	Bag	Part Description & Number	Qty	Photo
<input type="checkbox"/>	Red Tote	Power Distribution Block bag	Terminal Block, black PN: 1492-J16-BL	4	
<input type="checkbox"/>	Red Tote	Power Distribution Block bag	Terminal Block, red PN: 1492-J16-RE	4	
<input type="checkbox"/>	Red Tote	Target kit	Light Target pack Pack includes 2 bulbs (Green, 12") and a transformer PN:	8	

2007 KOP Checklist - BLUE TOTE

Container	Bag	Part Description & Number	Qty	Photo
<input type="checkbox"/>	Blue Tote	Backup Battery 7.2V NiCad PN: 6N-700AAC	1	
<input type="checkbox"/>	Blue Tote	Backup battery adapter PN: TBD	1	
<input type="checkbox"/>	Blue Tote	Backup battery charger 7.2V NiCad Charger PN: TBD	1	
<input type="checkbox"/>	Blue Tote	Banebots box Gearmotor & wire 12VDC, 64:1 gear ratio PN: MP-06364-545	1	
<input type="checkbox"/>	Blue Tote	Banebots box Motor, RS540 12VDC PN: M1-RS540-12	1	
<input type="checkbox"/>	Blue Tote	Diagnostic light bag Panel signal device 12V Light PN: 855PB-B12ME555	1	
<input type="checkbox"/>	Blue Tote	Diagnostic light bag Relay base PN: 700-HN121	1	

2007 KOP Checklist - BLUE TOTE

Container	Bag	Part Description & Number	Qty	Photo
<input type="checkbox"/>	Blue Tote	Diagnostic light bag Solid state relay PN: 700-SKOC2Z25	1	
<input type="checkbox"/>	Blue Tote	Drive train bag Bearings (3/8") - S3KDD Wheel bearing PN:	8	
<input type="checkbox"/>	Blue Tote	Drive train bag Master Link for Chain #35 Link PN:	2	
<input type="checkbox"/>	Blue Tote	Drive train bag Output sprocket 15 Tooth, 1/5" bore, 1/8" keyway PN:	2	
<input type="checkbox"/>	Blue Tote	Drive train bag Wheel sprocket, 24 tooth #35, 1.25" bore, 1/4" hub, #10 mntg holes in a 1.875" D circle PN:	2	
<input type="checkbox"/>	Blue Tote	Electrical bag Battery Connector Safety Plug PN: AM-0075	8	
<input type="checkbox"/>	Blue Tote	Electrical Bag Muffin Fan (Large) 12 Vdc PN: 4212/19H-490 OR 4112N/12GL	2	

2007 KOP Checklist - BLUE TOTE

Container	Bag	Part Description & Number	Qty	Photo
<input type="checkbox"/>	Blue Tote	Electrical Bag Muffin fan (mini) 12 Vdc PN: 412	6	
<input type="checkbox"/>	Blue Tote	igus bag Aluminum Shafting 5/8" D, 18" Hard Anodized PN: AWI-10	2	
<input type="checkbox"/>	Blue Tote	igus bag Aluminum Shafting 3/8" D, 18" Hard Anodized PN: AWI-06	1	
<input type="checkbox"/>	Blue Tote	igus bag Cable carrier Energy Chain, 1 meter PN: 045-20-018-0	1	
<input type="checkbox"/>	Blue Tote	igus bag Flange Bearing Iglide, 5/8" PN: JFI-1012-12	4	
<input type="checkbox"/>	Blue Tote	igus bag Flange Bearing 3/8", 2 hole PN: EFOI-06	2	
<input type="checkbox"/>	Blue Tote	igus bag Linear Bearing 5/8" PN: RJI-01-10	2	

2007 KOP Checklist - BLUE TOTE

Container	Bag	Part Description & Number	Qty	Photo
<input type="checkbox"/>	Blue Tote	igus bag Mounting kit Energy Chain mounting kit PN: 0450-20-12	1	
<input type="checkbox"/>	Blue Tote	igus bag Pillow block 5/8" Igubal PN: KSTI-10	2	
<input type="checkbox"/>	Blue Tote	igus bag Rod End Bearing 5/8" PN: EBRI-10 R	2	
<input type="checkbox"/>	Blue Tote	igus bag Rod end Bearing 3/8" PN: EBRI-06 R	2	
<input type="checkbox"/>	Blue Tote	igus bag Sleeve Bearing Iglide, 5/8" PN: JSI-1012-12	4	
<input type="checkbox"/>	Blue Tote	igus bag Thrust washer Iglide M250, 5/8" ID PN: MTI-10	4	
<input type="checkbox"/>	Blue Tote	Loose 2.5" CIM Motor 12V DC, 2.5" diameter PN: FR801-001	2	








2007 KOP Checklist - BLUE TOTE

Container	Bag	Part Description & Number	Qty	Photo
<input type="checkbox"/>	Blue Tote	Loose 3" CIM Motor 12VDC PN: FP801-005	1	
<input type="checkbox"/>	Blue Tote	Loose Air Compressor 12VDC PN: 405ADC38/12	1	
<input type="checkbox"/>	Blue Tote	Loose Blue Tote PN: FP242-DQ	1	
<input type="checkbox"/>	Blue Tote	Loose HDPE Panel 16" x 8" (nom) x 1/8" PN: Plastic Supply	2	
<input type="checkbox"/>	Blue Tote	Loose Pnuematic tubing (1/4 OD x 0.160 ID) x 100' length, green PN: 1J-151-046	1	
<input type="checkbox"/>	Blue Tote	Loose Swim ring - blue PN:	1	
<input type="checkbox"/>	Blue Tote	Loose Swim ring - red PN:	1	








2007 KOP Checklist - BLUE TOTE

	Container	Bag	Part Description & Number	Qty	Photo
<input type="checkbox"/>	Blue Tote	Loose	Transmission 12:1 planetary for 2.5" CIM motor PN:	2	
<input type="checkbox"/>	Blue Tote	Loose	Wheel 6" diameter PN:	4	
<input type="checkbox"/>	Blue Tote	Media packet	Circuit Cellar PN:	1	
<input type="checkbox"/>	Blue Tote	Media packet	EasyC Flier PN:	1	
<input type="checkbox"/>	Blue Tote	Media packet	FedEx Envelope PN:	1	
<input type="checkbox"/>	Blue Tote	Media packet	Nuts and Volts Magazine PN:	1	
<input type="checkbox"/>	Blue Tote	Media packet	Robot Magazine PN:	1	

2007 KOP Checklist - BLUE TOTE

Container	Bag	Part Description & Number	Qty	Photo
<input type="checkbox"/>	Blue Tote	Media packet Robotics Automation Magazine PN:	1	
<input type="checkbox"/>	Blue Tote	Media packet Safety DVD PN:	1	
<input type="checkbox"/>	Blue Tote	Media packet SERVO Magazine PN:	1	
<input type="checkbox"/>	Blue Tote	Pneumatics bag Brass bag PN:	1	
<input type="checkbox"/>	Blue Tote	Pneumatics bag Main Regulator Mounting Kit Bracket and Nut PN: 18-025-003	1	
<input type="checkbox"/>	Blue Tote	Pneumatics bag Main Regulator, adjustable PN: R07-100-RNEA	1	
<input type="checkbox"/>	Blue Tote	Pneumatics bag Pressure Gauge 1/8" NPT, 0 - 160 psi PN: 9690242	1	








2007 KOP Checklist - BLUE TOTE

Container	Bag	Part Description & Number	Qty	Photo
<input type="checkbox"/>	Blue Tote	Pneumatics bag Pressure Gauge 1/8" NPT, 0 - 160 psi PN: 18-013-212	1	
<input type="checkbox"/>	Blue Tote	Pneumatics bag Pressure Switch Opens 115psi; Closes 95psi PN: SM-2B-115R/443	1	
<input type="checkbox"/>	Blue Tote	Pneumatics bag Relief Valve 120 psi relief valve PN: 16-004-011	1	
<input type="checkbox"/>	Blue Tote	Pneumatics bag Secondary Reg Bracket Mounting bracket PN: 13536	1	
<input type="checkbox"/>	Blue Tote	Pneumatics bag Secondary Regulator PN: 101-3002-1	1	
<input type="checkbox"/>	Blue Tote	Pneumatics bag Solonoid valve 12V DC solonoid single valve PN: 13026684	1	
<input type="checkbox"/>	Blue Tote	Pneumatics bag Teflon tape roll, 1/4" x 520' PN:	1	






2007 KOP Checklist - BLUE TOTE

Container	Bag	Part Description & Number	Qty	Photo
<input type="checkbox"/>	Blue Tote	Pneumatics bag Vibration Isolators PN: SMB003-0100-2	3	
<input type="checkbox"/>	Blue Tote	Sensor bag Latex Tubing 1/4" ID x 3/8" OD x 5' L PN: 5234k44	2	
<input type="checkbox"/>	Blue Tote	Sensor bag Microswitch PN: V7-2817D8-408	2	
<input type="checkbox"/>	Blue Tote	Terminal bag Quick Disconnect, female 22-18ga, .250d, FASTON PN: 2-520407-2	8	
<input type="checkbox"/>	Blue Tote	Terminal bag Quick Disconnect, female 10-12ga, .250d, FASTON PN: 4-520448-2	14	
<input type="checkbox"/>	Blue Tote	Terminal bag Quick Disconnect, female 16-14ga, .250d, FASTON PN: 3-520408-2	4	
<input type="checkbox"/>	Blue Tote	Terminal bag Quick Disconnect, male 12-10ga, .250d PN: 4-521098-2	14	





2007 KOP Checklist - BLUE TOTE

Container	Bag	Part Description & Number	Qty	Photo
<input type="checkbox"/>	Blue Tote	Terminal bag Ring Terminal PIDG, #6 stud, 24-20AWG PN: 323986	10	
<input type="checkbox"/>	Blue Tote	Terminal bag Ring Terminal #6ga- 1/4" stud, Plasti-Grip PN: 52042-3	4	
<input type="checkbox"/>	Blue Tote	Terminal bag Ring Terminal #6ga- #10 stud, Plasti-Grip PN: 52043-2	6	
<input type="checkbox"/>	Blue Tote	Terminal bag Ring Terminal #6ga- 3/8" stud, Plasti-Grip PN: 52264-1	6	
<input type="checkbox"/>	Blue Tote	Terminal bag Ring Terminal 12-10ga Ring Lugs, PIDG PN: 35149	20	
<input type="checkbox"/>	Blue Tote	Terminal bag Ring Terminal PIDG, #6 stud, 22-16 AWG PN: 36149	6	
<input type="checkbox"/>	Blue Tote	Terminal bag Ring Terminal PIDG, #6 stud, 16-14AWG PN: 320619	6	

2007 KOP Checklist - BLUE TOTE

Container	Bag	Part Description & Number	Qty	Photo
<input type="checkbox"/>	Blue Tote	Terminal housing PN: 12064749	2	
<input type="checkbox"/>	Blue Tote	Terminal Lugs 6-14 ga solderless lug PN: KPA4C	8	
<input type="checkbox"/>	Blue Tote	Terminals (for keyang motor) PN: 12015860	4	
<input type="checkbox"/>	Blue Tote	ATC Fuse Panel 12 position PN: 15600-12-21	1	
<input type="checkbox"/>	Blue Tote	ATC Fuse Panel 6 position PN: 15600-06-21	1	
<input type="checkbox"/>	Blue Tote	Circuit Breaker 120A, Automotive style PN: CB3-SM-120	1	
<input type="checkbox"/>	Blue Tote	Maxi Style Fuse Block Gold Plated, 4 position PN: JEF-531D	1	








2007 KOP Checklist - BLUE TOTE

Container	Bag	Part Description & Number	Qty	Photo
<input type="checkbox"/>	Blue Tote	Vacuum bag Fitting 1/8" x 4mm PN: 3101 04 10	2	
<input type="checkbox"/>	Blue Tote	Vacuum bag Pneumatic tubing 4mm x 15' L PN: XX-156-XX	1	
<input type="checkbox"/>	Blue Tote	Vacuum Bag Vacuum cup green PN: FC75P.4E.07UF	1	
<input type="checkbox"/>	Blue Tote	Vacuum Bag Vacuum Generator Venturi valve, P2010 series PN: 01.07.996	1	



2007 KOP Checklist - E-KIT

	Container	Bag	Part Description & Number	Qty	Photo
<input type="checkbox"/>	E-kit	Control System	9-Pin Cable (F/F), Tether DB9 Female/Female, 6', Shielded PN: CABLE-DB9-6FT-FF	1	
<input type="checkbox"/>	E-kit	Control System	9-Pin Cable (M/F) (Black) DB9 M/F, 6', Shielded PN: CABLE-DB9-6FT-MF	3	
<input type="checkbox"/>	E-kit	Control System	Circuit Breaker Bag 20Ax4, 30Ax2, 40Ax4 PN: CB-20A, CB-30A, CB-40A	1	
<input type="checkbox"/>	E-kit	Control System	MPLAB CBOT Compiler MicroChip Software PN: C-BOT-COMPILER	1	
<input type="checkbox"/>	E-kit	Control System	Operator Interface Unit ROBOT-OI PN: FR-2006-OI	1	
<input type="checkbox"/>	E-kit	Control System	PWM/Relay Cable Hitec/JR-style, 36" Long PN: CABLE-PWM-36	8	
<input type="checkbox"/>	E-kit	Control System	PWM/Relay Y Cable Hitec/JR-style, 24" Long PN: CABLE-PWM-Y	2	

2007 KOP Checklist - E-KIT

	Container	Bag	Part Description & Number	Qty	Photo
<input type="checkbox"/>	E-kit	Control System	Radio Modem for Operator Interface RS-422, 9 pin M, metal antenna PN: ROBOT-RADIO-OI	1	
<input type="checkbox"/>	E-kit	Control System	Radio Modem for Robot Controller RS-422, 9 pin M, rubber antenna PN: ROBOT-RADIO-RC	1	
<input type="checkbox"/>	E-kit	Control System	Relay Module (Spike) 12V, 20A Max PN: SPIKE-RELAY-H	4	
<input type="checkbox"/>	E-kit	Control System	Robot Controller Unit ROBOT-RC PN: FR-2006-RC	1	
<input type="checkbox"/>	E-kit	Control System	Speed Controller (Victor 884) VICTOR-884-12-12 PN: FR-VIC884	4	
<input type="checkbox"/>	E-kit	Control System	Wall Adapter - OI AC/DC Adapter 9 Vdc PN: AC-ADAPTOR-OI	1	
<input type="checkbox"/>	E-kit	Vision kit	Camera Module Camera lens, PCB, and TTL-232 converter PN: CAMERA-CMU-2	1	




2007 KOP Checklist - E-KIT

	Container	Bag	Part Description & Number	Qty	Photo
<input type="checkbox"/>	E-kit	Vision kit	Pan/Tilt Brackets 3 Brackets plus h/w PN: FRC-PANTILT-01	1	 <p align="center"><small>Camera Pan/Tilt Bracket Kit</small></p>
<input type="checkbox"/>	E-kit	Vision kit	Servo 42 oz./in. peak torque, 0.19 sec./60° PN: FR HS-322	2	

2007 KOP Checklist - KITBOT

Container	Bag	Part Description & Number	Qty	Photo
<input type="checkbox"/>	Kitbot	Kitbot box Bishop Wisecarver Track Steel, 38"L, size 2 PN: TS2	2	
<input type="checkbox"/>	Kitbot	Kitbot box Bumper, C-Channel Metal C-Channel, 37" PN: KITBOT-BUMPER	2	 <p align="center"><small>BUMPERS - (2 EA.)</small></p>
<input type="checkbox"/>	Kitbot	Kitbot box Chassis Stiffener Angle Bracket, 6" PN: KITBOT-STIFFENER	4	
<input type="checkbox"/>	Kitbot	Kitbot box End Cap U-shaped C-Channel PN: KITBOT-ENDCAP	4	 <p align="center"><small>ENDCAPS (4 EA.)</small></p>
<input type="checkbox"/>	Kitbot	Kitbot box Hardware Kit Misc Hardware PN: FRC-KITBOT-HDWR-A	1	 <p align="center"><small>HARDWARE KIT</small></p>
<input type="checkbox"/>	Kitbot	Kitbot box Hardware Kit Misc Hardware PN: FRC-KITBOT-HDWR-B	1	 <p align="center"><small>HARDWARE KIT</small></p>
<input type="checkbox"/>	Kitbot	Kitbot box Main Chassis Rail Rail PN: KITBOT-RAIL	4	 <p align="center"><small>RAILS (4 EA.)</small></p>

2007 KOP Checklist - KITBOT

Container	Bag	Part Description & Number	Qty	Photo
<input type="checkbox"/>	Kitbot	Kitbot box Transmission Angle Bracket PN: KITBOT-BBMNT-ANGLE	2	
<input type="checkbox"/>	Kitbot	Kitbot box Transmission Hardware Kit Misc Hardware PN: FRC-KITBOT-BB-HDWR	1	
<input type="checkbox"/>	Kitbot	Kitbot box Transmission Support Plate, Bottom PN: KITBOT-BBMNT-BOT	2	
<input type="checkbox"/>	Kitbot	Kitbot box Transmission Support Plate, Top Metal plate PN: KITBOT-BBMNT-TOP	2	